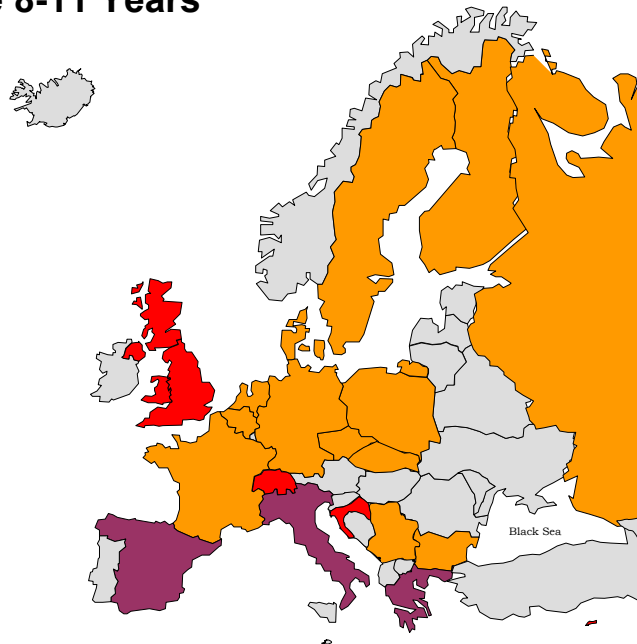
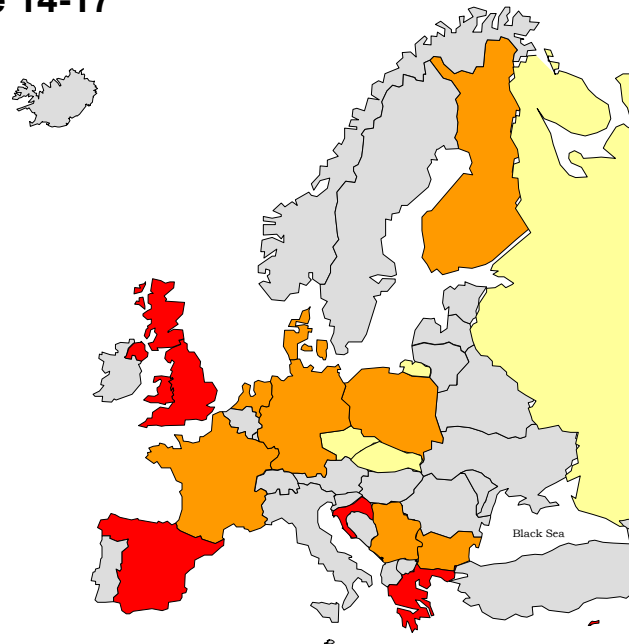


Prevalence of overweight among children in Europe*


Age 8-11 Years



Age 14-17



% Overweight*



No IOTF criteria data available

0-9.9%

10-19.9%

20-29.9%

≥30%

*Note: Cut-off points used were age and sex specific. These are obtained from the percentile of BMI distributions corresponding to a BMI of 25 for overweight at the age of 18 (Cole T J et al (2000) BMJ Vol 320:1-6)

This data was collated by Tim Lobstein** and Marie-Laure Frelut*** for the EASO Childhood Obesity Task Force. Please note this map is not to scale.

** International Obesity TaskForce, 231 North Gower Street, London NW1 2NS, UK

*** European Childhood Obesity Group/EASO Childhood Obesity task Force, Hôpital Robert Debré, 75019 Paris, France



©Prepared by Rachel Jackson Leach and Neville Rigby, International Obesity Task Force, 231 North Gower Street, London, NW1 2NS email:obesity@iotf.org